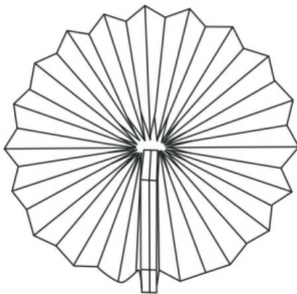


# Smart Accordion Lamp

- a design object with the wow factor -



User Manual

# Smart Accordion Lamp

- a design object with the wow factor -

Thank you for your purchase of this original Gingko Smart Accordion Lamp.  
Please follow the instruction manual carefully to achieve the best product performance of this design.

If you have any queries, please do feel free to get in touch us at  
**support@ging-ko.co.uk**

We hope you enjoy it.



Please keep this user manual for future reference.



## Packing List

---



the Smart Accordion Lamp



USB Charging Cable



Instruction Manual



The Magnet Strap



## Product Charging Operation

The product is generally arrived with 70% charge, but for the first time use, please still charge it up by following the below instructions:

1. Take the micro USB charging cable out from the box
2. Connect the USB charging cable to any USB plug adapter **in 5V output** such as our smartphone charger or a USB port on the computer etc.
3. Connect it to the charging port on the product gently.

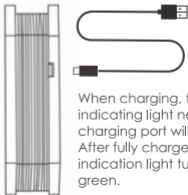
### ATTENTION

**Please make sure the micro USB is facing the right direction before connecting it to the product. Do not force to push the micro-USB into the charging port on product when it's placed at the wrong direction as this would seriously damage the charging port on the product.**



Micro-USB

The top side of the Micro-USB is generally wider than the bottom side. Please make sure it's facing the right direction when connecting to charging port on the product.



When charging, the indicating light next to the charging port will be in red; After fully charged, the indication light turn into green.



## How to use this Product?

Inspired by the shape of an accordion, there are many forms you can use this product.

1. Hold both sides of the wood covers and gently pull it to open the product, then the light will instantly light up with warm light or cool white light. Close it and open it again, it will change the light colour between warm light or cool white light.
2. You can display the product as below diagrams



Open it up like an accordion



Open it up in 180 degrees



Both covers are magnet, so can be opened in p in 360 degrees

Any other Forms?

YES

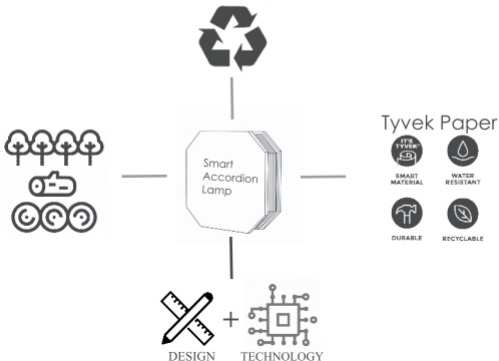
You can connect it to as many units as you wish to create your own sculptural light style ? Why not get another one to make it even more impressive?



## What this Product is Made of?

We care the environment as much as you do and providing something which is sustainably designed and made is also the main product philosophy to our business.

The Smart Accordion Lamp is made of natural and sustainably sourced walnut, bamboo or maple wood with water-resistance tyvek paper. Some wood we used on this product could also be recycled wood.





## Warranty & Product Care

---

### Warranty

This product is covered under one year manufacturer warranty starting from the date of purchase. Within the warranty period, any repair service or components replacement will be provided for free.

Warranty does not apply to the following circumstances:

1. Product failure due to improper use, misuse, drops, abuse, alteration, faulty installation, power line surge or modification
2. Product failure due to acts of nature such as natural disaster, fire, flood, or casualty.

### Product Care

1. The product is made of natural wood, any natural wood grains is not a Product fault.
2. Any drop of this product could cause damage to the device.
3. This product is not water proof, so please do not use it under the water.

# Smart Accordion Lamp

- a design object with the wow factor -



[www.ging-ko.co.uk](http://www.ging-ko.co.uk)  
[www.gingkoelectronics.com](http://www.gingkoelectronics.com)

Copyright©Gingko Electronics Ltd

All rights registered

Proudly designed in Warwick, UK by Gingko

